

Ancient China

Webquest by: Mrs. Stocking

Introduction

Task

Process

Evaluation

Conclusion

Credits

Help! The Chinese Museum of Ancient History is missing some important information about their ancient culture. They contacted Mrs. Stocking because of you...the 6th graders at Wasatch. The curator of the Chinese Museum of Ancient History wants you to find the missing pieces from their museum and recreate them!

Task

Introduction

Process

Evaluation

Conclusion

Credits

- . You and a partner will be learning all about Ancient China. There will be 5 steps for you to complete. Each step has a mini-project at the end that you and your partner will need to finish. You will research and use the Internet together. You will each need to do your own work on the mini-projects. Pieces of these mini-projects will be compiled into an Ancient Chinese Museum Artifact Book. This book will need to be turned in to Mrs. Stocking.

Step One: Inventions

Introduction


Task

Evaluation

Conclusion

Credits

- . Click on the picture to read about Chinese Inventions. Then make a list, 5 or more, of those inventions, how they came to be and the dates they were created.
- . Then, the curator is missing information about some of the inventions that the Ancient Chinese are credited for. You and your partner will need to choose only ONE of the invention options below.



Gunpowder

Umbrellas

Inventions: Gunpowder



Introduction

China is the center of gunpowder, firecrackers, and other explosives. Learn about the history of firecrackers. (Click on the firecracker...)

Task

On a 1/2 sheet of art paper, you and your partner must each design a firecracker. (You are each designing your own firecracker!) You must color it with at least 3 colors. Do you need ideas? Click on the lightbulb to see examples of firecrackers.

Evaluation

On the back of your firecracker you will need to answer the following questions:


Conclusion

- Why was the invention of gunpowder so important?
- How would history be different without explosives?



Credits

When you are done, click the arrow to move to step two.



Inventions: Umbrellas

Introduction

Task

Evaluation

Conclusion

Credits

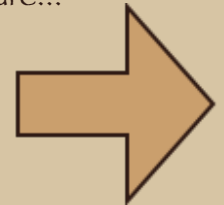
Find out more about the Chinese and umbrellas by clicking on the umbrella... After you have read about umbrellas you will be ready to design your own umbrella.



You will be creating a design that shows what an umbrella maker in Ancient China might have created. Use the watercolors to paint your umbrella design on the paper given. At least 3 colors must be used.

- (1) Write your name, class number, teacher's name, and date on the back of your paper
- (2) Using a pencil, design your umbrella. Remember, the design should reflect nature...

When you are done, click the arrow to more onto step 2.



Step Two: Beliefs

Introduction

Task

Evaluation

Conclusion

Credits

- . People in Ancient China followed one of two schools of thought.
- . Some people put full belief in mythology and the gods.
- . Others believed that modern men and their thoughts were accurate.
- . Click on one of the belief systems below to continue:

Mythology

Philosophy

Beliefs: Mythology

Introduction

Click on the dragon to read about mythology.

Select 3 myths to read. (Notice that they are not long.)



Task

On a lined piece of paper, write the name of each myth that you read and a brief summary of the myth. Each summary should only be about 3 sentences long.

Evaluation


The curator is missing the cover for one of his ancient mythology books. The book is titled, "Mythology of Ancient China". Create a cover for this book. Some things to consider before you create the cover:

- Where will the title go?
- Who will the book be by? Or, will it be by anyone?
- What kind of artwork should be on the cover?

Conclusion

When you are done, click on the arrow to go to step 3.

Credits



Beliefs: Philosophy

Introduction

- There were two Main beliefs of Philosophy.

- Confucius and Daoism.

Task

- Daoism traces its roots to 6th century B.C. The primary belief is the learning and practicing of “The Way.” Or the ultimate truth to the universe.

Evaluation

- Who was Confucius? Confucius.info

- What are some of his quotes? Confucius.Quotes


Conclusion

- The museum wants you to create a Confucius art poster.

- Write 3 Confucius like sayings on paper. Paint a scenery picture on the paper as well. (Include your name & class on the back)

Credits

- When you are done, click the arrow to go to step 3.



Step Three: Dynasties

Introduction

A dynasty is a series of rulers who all belong to the same family. Ancient China's first dynasty was the Shang. By 1788 B.C. the Shang family had grown so powerful it was able to take control of much of China.

Task

Click on the emperor picture to see a timeline of the dynasties.

On a piece of paper make a bar graph, naming each of the Chinese dynasties and how long they reigned.

Evaluation

Then pick a dynasty to work on further:

Conclusion

Qing

Ming

Credits



Qing Dynasty



Introduction


Task

Evaluation

Conclusion

Credits

- . The first emperor of this dynasty, Qin Shi Huang wanted to be remembered forever. Click on the picture of the warrior to read about how he did that.
- . The Curator would like to be able to display a warrior statue. Use the clay to create *your own* warrior statue.
 - . Make sure *your* warrior is able to stand, has details in design and place him on the cardboard.
 - . Write *your* name, class, and class number on the cardboard.
- . When you are done, click the arrow to go to step 4.



Ming Dynasty

Introduction

Task

Evaluation

Conclusion

Credits

In early Ming Dynasty China, when they were at war the people built massive walls to divide the states, so they were protected within their own land. Click on the website below to read more about the Great Wall of China.

[Great Wall](#)




Click on the Great Wall of China icon to see a really fabulous picture of the Great Wall.

Using the bag of sugar cubes, glue, and the small block of cardboard, build a replica of the Great Wall to display for the Curator.

Include a section of the wall and a guard tower. No eating the cubes!

When you are done, click the arrow to go to step 4.



Step Four: Social Class

Introduction

- . In ancient Chinese Society, the social structure of 1046-256 BC divided the Chinese people into four broad categories.



Task

- . Click on the image to read about the social structure.
- . The museum needs a short summary on each category. On a lined paper, list each category and 3 sentences about each.

Evaluation

- . Then, choose one of social classes below:


Conclusion

Rich

Poor

Credits

Social Class: Rich



Introduction

- . In Ancient China, it was easy to tell who was rich. They had the best clothes, jewelry and better food.

Task

- . Using the picture, read about wealthy Chinese style of house.

Evaluation

- . The Curator needs to display a display of a wealthy Chinese home for the museum. Imagine that you are a Chinese architect. Design a home for a wealthy Chinese family.


Conclusion

- . Remember to include: Kitchen, Dining room, Bedrooms for each person, Music room, Lounge, Garden, Front Court.

Credits

- . Also, remember the house should balance, same room shape & same number of rooms on both sides.

- . When you are done, click the arrow to go to step 5.



Social Class: Poor

Introduction

Task

Evaluation

Conclusion

Credits

. The Poor people worked hard. Their lives were very different from those of the rich.

. Using the picture, read about the life of the poor.

. Pretending that you were a farmer in ancient China, the curator would like you to replicate a sales poster.

. On this poster, show what items you have for sale, how much they cost, your hours of operation, and your location, etc.

. When you are done, click the arrow to go to step 5.



Step Five: Cyber Hunt

Introduction

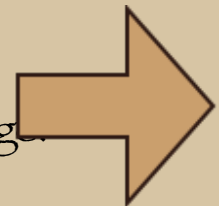
Task

Evaluation

Conclusion

Credits

- . Answer the questions below by going to the links provided. Your answers should be written on a piece of paper.
- . Who did girls have to listen to (other than their husband) after they got married? [Family Life](#)
- . What happened when girls were five or six during the Sung Dynasty? Why did they do this to the girls? [Chinese clothing](#)
- . Explain one of board games that the Ancient Chinese played. [Chinese Games](#)
- . What rivers are in China & why are they important? [Chinese Rivers](#)
- . What is Chinese New Year? How many animals represent years? What is yours?
 - . [Chinese New Year: 2010 — Infoplease.com](#)
 - . [The Chinese Calendar — Infoplease.com](#)
- . What is the forbidden city? [Forbidden City](#)
- . When you are done, click the arrow to go to the Evaluation page.



Evaluation

This shows how you will be graded on each step. If you have any questions, please ask Mrs. Stocking!!!

Task	Steps	1	5	10
Introduction				
Task				
Process	Step One: Gunpowder OR Umbrellas	<p>No list of Inventions</p> <p><u>Gunpowder:</u> no firecracker drawn OR firecracker drawn without color, no questions answered.</p> <p><u>Umbrellas:</u> no umbrella drawn OR umbrella drawn with no colors, drawing does not relate to nature</p>	<p>Short list of Inventions (1-5)</p> <p><u>Gunpowder:</u> firecracker drawn with only 1 or 2 colors used, only 1 question answered.</p> <p><u>Umbrellas:</u> umbrella drawn with only 1 or 2 colors used, drawing does not relate to nature.</p>	<p>List of Inventions (5+)</p> <p><u>Gunpowder:</u> firecracker drawn with 3 or more colors used, both questions answered.</p> <p><u>Umbrellas:</u> umbrella drawn with 3 or more colors used, drawing is about nature.</p>
Conclusion	Step Two: Mythology OR Philosophy	1 myth read, 1 summary written (one per myth), each summary is only 1 sentence long, title page not created, OR 1 quote and no art	2 myths read, 2 summaries written (one per myth), each summary is only 2 sentences long, title page not created, OR 3 quotes and no art	All 3 myths read, 3 summaries written (one per myth), each summary is 3 or more sentences long, title page created, OR 3 quotes and scenery drawn
Credits	Step Three: Dynasties	Bar graph incomplete and sculpture not finished.	Bar Graph done, sculpture not complete, OR Bar graph not complete, sculpture done	Bar Graph is complete & labeled, Sculpture complete
	Step Four: Social Classes	Summary of classes not complete, poster or house plan not done	Summary of classes complete, poster or house plan not done, OR summary not complete, poster or house plan done	Summary of social classes complete, Poster or House plans done with detail
	Step Five: Cultural Cyber Hunt	Less than 4 questions completed	4-5 questions completed	All 6 questions completed

Conclusion

Introduction

Task

Evaluation

Conclusion

Credits

. Congratulations! You now have all the missing artifacts for the curator at the Chinese Museum of Ancient History.

- . Take each piece that is written or drawn, place inside a black folder, decorate the front and turn them in.
- . Make sure your name is on the front cover and on everything!

Credits

Inventions Websites:

- <http://www.vhinkle.com/china/inventions.html>
- <http://www.chinavista.com/experience/bianpao/bianpao.html>
- <http://www.bigfireworks.com/>
- <http://www.chinavista.com/experience/umbrella/umbrella.html>

Beliefs Websites:

- <http://www.chinavista.com/experience/story/story.html>
- <http://www.historyforkids.org/learn/china/philosophy/confucius.htm>
- <http://www.quotationpage.com/quotes/Confucius/>

Dynasties Websites

- <http://www.artsmia.org/art-of-asia/history/chin-dynasty=map.cfm>
- http://en.wikipedia.org/wiki/Terracotta_Army
- <http://www.EnchantedLearning.com/subjects/greatwall/>
- <http://www.crystalinks.com/chinawall.html>

Credits page 2

Social Classes Websites:

<http://www.crystalinks.com/chinawall.html>

<http://www.historyforkids.org/learn/china/architecture/index.htm>

http://library.thinkquest.org/20443/g_way_of_life.html

Cyber hunt Websites:

<http://www.historyforkids.org/learn/china/people/family.htm>

<http://www.historyforkids.org/learn/china/clothing/>

<http://www.historyforkids.org/learn/china/games/>

<http://china.mrdonn.org/rivers.html>

<http://www.infoplease.com/spot/chinesenewyear1.html>

<http://www.infoplease.com/ipa/A0002076.html>

http://www.thechinaguide.com/forbidden_city/index.php